



WNC

2022 Investor Conference

May 2022



WNC Wistron NeWeb Corp.

Normal Internal Use Confidential Restricted Confidential

Disclaimer

This presentation is being delivered to the recipient. The sole purpose of this presentation is to assist the recipient in understanding Wistron NeWeb Corporation (WNC). This presentation is not intended to form the basis of a decision to purchase securities or any other investment decision and does not constitute an offer, invitation or recommendation for the sale or purchase of securities. Neither the information contained in this presentation nor any further information made available in connection with the subject matter contained herein will form the basis of any contract.

This presentation does not purport to be comprehensive or to contain all the information that a prospective purchaser may need. The information contained herein is based on publicly available information and sources, which we believe to be reliable, but we do not represent it is accurate or complete. The recipient of this presentation must make its own investigation and assessment of the ideas and concepts presented herein. No representation, warranty or undertaking, express or implied, is or will be made or given and no responsibility or liability is or will be accepted by WNC or by any of its directors, officers, employees, agents or advisers, in relation to the accuracy or completeness of this presentation or any other written or oral information made available in connection with the ideas and concepts presented herein. Any responsibility or liability for any such information is expressly disclaimed.

This presentation is private and confidential and is being made available to the recipient on the express understanding that it will be kept confidential and that the recipient shall not copy, reproduce, distribute or pass to third parties this presentation in whole or in part at any time. This presentation is the property of WNC and the recipient agrees that it will, on request, promptly return this presentation and all other information supplied in connection with the ideas and concepts presented herein, without retaining any copies.

In furnishing this presentation, WNC undertakes no obligation to provide the recipient with access to any additional information, or to update, or to correct any inaccuracies which may become apparent in, this presentation or any other information made available in connection with the ideas and concepts presented herein.



Agenda

- Financial Information
- Business Development Update
- Summary

1Q 2022 Income Statement QoQ (Consolidated)

(in NT\$ million)

	1Q 2022		4Q 2021		QoQ
	Amount	%	Amount	%	%
Net Revenue	19,456	100.0	19,053	100.0	2.1
Realized Gross Profit	2,039	10.5	1,939	10.2	5.1
Operating Expense	1,800	9.3	1,744	9.2	3.2
Operating Income	239	1.2	195	1.0	22.2
Non-operating Income/(Loss)	120	0.6	204	1.1	
PBT	359	1.8	399	2.1	-10.0
PAT	302	1.6	332	1.7	-9.1
Total shares (M)	396.56		396.56		
Outstanding shares (M)	392.02		390.97		
EPS (@NTD/share)	0.77		0.85		

1Q 2022 Income Statement YoY (Consolidated)

(in NT\$ million)

	1Q 2022		1Q 2021		YoY
	Amount	%	Amount	%	%
Net Revenue	19,456	100.0	15,344	100.0	26.8
Realized Gross Profit	2,039	10.5	1,671	10.9	22.0
Operating Expense	1,800	9.3	1,402	9.1	28.4
Operating Income	239	1.2	269	1.8	-11.2
Non-operating Income/(Loss)	120	0.6	23	0.1	
PBT	359	1.8	292	1.9	22.9
PAT	302	1.6	274	1.8	10.2
Total shares (M)	396.56		397.62		
Outstanding shares (M)	392.02		390.22		
EPS (@NTD/share)	0.77		0.70		

2022/3/31 Balance Sheet (Consolidated)

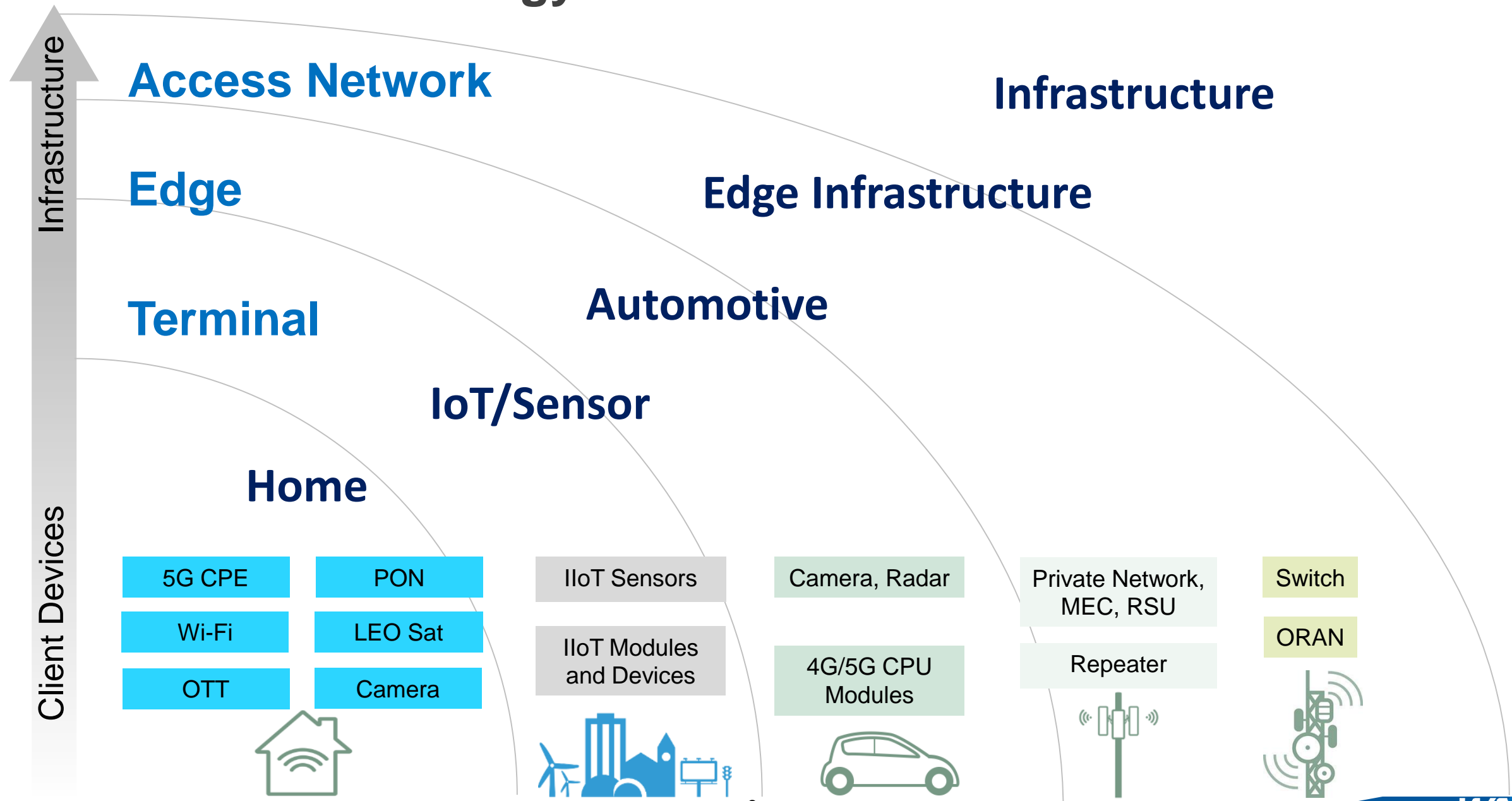
(in NT\$ million)	2022/3/31		2021/12/31		QoQ		2021/3/31		YoY	
	Amount	%	Amount	%	Amount	%	Amount	%	Amount	%
Cash & ST Investments	4,442	9	4,029	9	413	10	5,726	15	(1,284)	-22
A/R	16,235	34	15,404	35	831	5	12,358	32	3,878	31
Inventory	15,111	31	13,449	30	1,662	12	10,064	27	5,047	50
Other Current Assets	880	2	593	1	287	48	424	0	456	108
Total Current Assets	36,668	76	33,475	75	3,193	10	28,572	74	8,096	28
LT Equity Investments	131	0	139	0	(8)	-6	163	0	(32)	-20
Property, Plant and Equipment	8,572	19	8,214	19	358	4	7,250	19	1,322	18
Others Assets	2,793	5	2,669	6	124	5	2,556	7	237	9
Total Assets	48,164	100	44,497	100	3,667	8	38,541	100	9,623	25
ST Borrowing	7,668	16	6,766	15	902	13	2,095	6	5,573	266
A/P	13,758	29	11,418	26	2,340	20	11,239	29	2,519	22
Other Current Liabilities	5,437	11	5,746	13	(309)	-5	4,621	12	816	18
Other Liabilities	3,702	7	3,564	8	138	4	3,431	8	271	8
Total Liabilities	30,565	63	27,494	62	3,071	11	21,386	55	9,179	43
Shareholder's Equity	17,599	37	17,003	38	596	4	17,155	45	444	3



Agenda

- Financial Information
- Business Development Update
- Summary

WNC Product Strategy



Product Category

Networking



Enterprise and Infrastructure Networking

- Enterprise APs & Switches / Wi-Fi Mesh Routers / SD WAN / 5G RU / 5G Smart NIC / 5G Edge Server

Consumer Connectivity

- Wireless Modules / Cellular Connectivity



Automotive & Industrial Solutions



Car Connectivity (CPU / Cellular / Wi-Fi / Bluetooth Modules)

Satellite / Digital Radio

ADAS (Radar / Automotive Camera) / C-V2X RSU solution

Smart Meters / Vehicle tracker



Connected Home



Broadband Access (Cellular / PON) / Repeater

Connected TV / OTT STB

Smart Home / IoT / Medical

Satellite TV / Satellite Broadband

Home Security



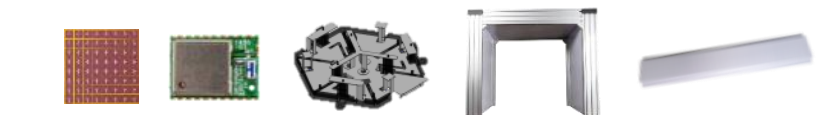
Others



Antenna Solutions

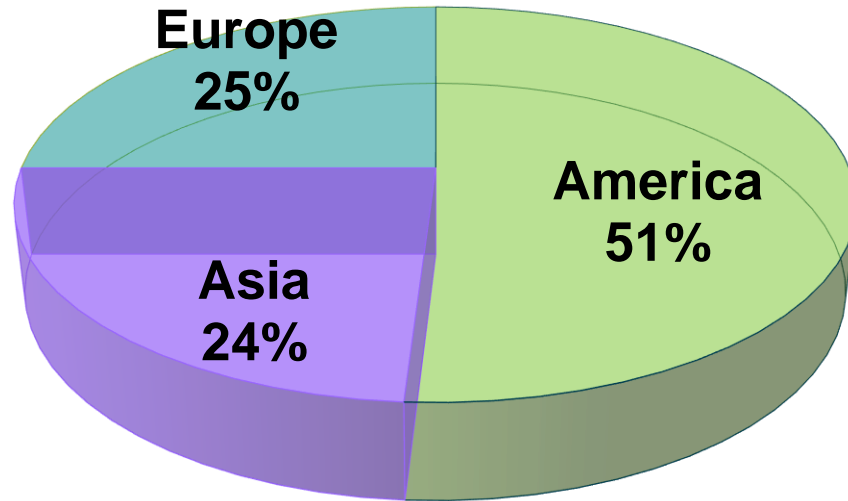
- Laptop / Mobile / Broadband

RFID Solutions (Tunnel / Portal)

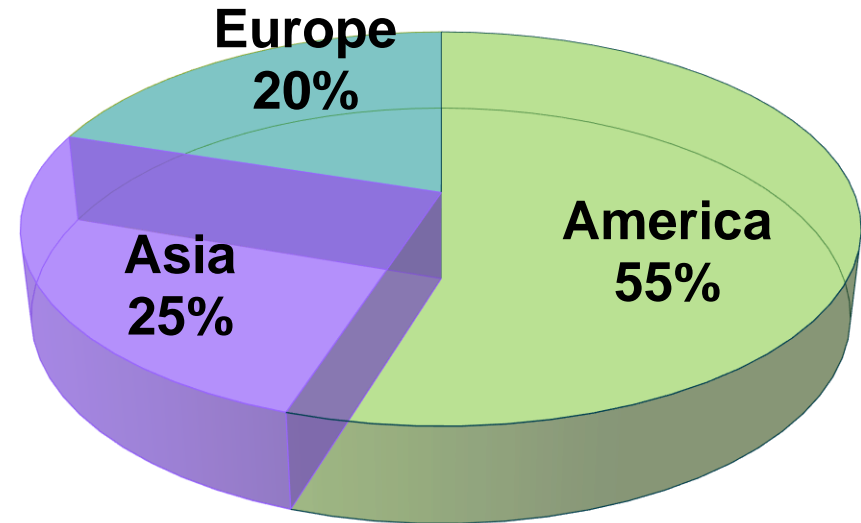


Revenue by Region

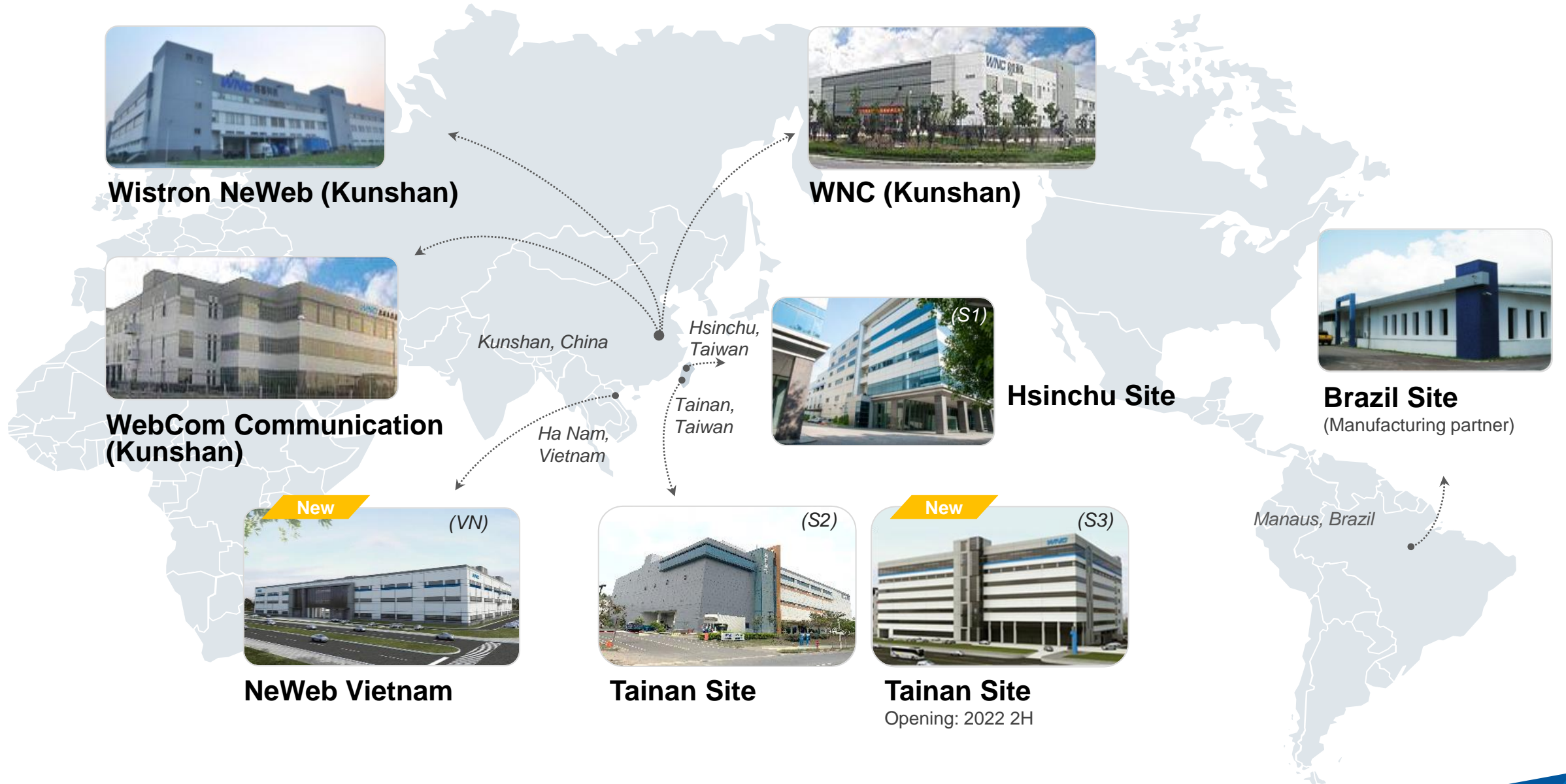
2021



1Q 2022



WNC Global Manufacturing Sites Overview



Patents & Achievements

- ✓ WNC not only focuses on R&D investment but also values sustainability in its long-term operations.

R&D

- IT World Awards *2019, 2018*
- CES Innovation Awards *2022*
- Hsinchu Science Park R&D Accomplishment Award *2020, 2018*
- Hsinchu Science Park Innovative Product Award *2021, 2018*

Patents

- **2,092** patents / **323** applications (As of Apr 2022)

ESG

- S&P Global Sustainability Yearbook *2022*
- Taiwan Corporate Sustainability Report Award *Bronze Medal 2021, Platinum Medal 2020*
- Excellence in Corporate Social Responsibility Top 50 *2020, 2019*
- Asiamoney's Overall Most Outstanding Company in Taiwan *2021, 2020*
- SGS CSR Awards – People Development Excellence Awards *2020*



ESG Performance

- **EcoVadis** assessment of suppliers' environmental and social performance for global supply chains

2022 rating: Gold Medal



- **TIA (QuEST)** assessment of global ICT companies for sustainable supply chains

2021 rating: Silver



- **CDP** ratings in the "climate change" and "supply chain management" categories exceed the industry average.



Sustainability Yearbook

Member 2022

S&P Global

WNC included in S&P Global Sustainability Yearbook 2022

- In order to be listed in the Yearbook, companies must be within the top 15% of their industry and must achieve a score within 30% of their industry's top performing company.
- In the communications equipment industry (CMT) which WNC is associated with, a total of 60 companies participated in assessment, and only three were included in the Yearbook. **WNC is the only network communications company in Taiwan to be selected for the Yearbook.**



Agenda

- Financial Information
- Business Development Update
- Summary

Summary

The logo consists of the letters 'WNC' in a bold, blue, italicized sans-serif font. The 'W' and 'N' are connected, and the 'C' is a simple curve. The background is a bright, sunny outdoor scene with a modern glass building and green foliage in the foreground.

WNC

Wistron NeWeb Corp.